

A night-time photograph of the Tokyo Tower, illuminated with warm yellow lights, standing prominently against a dark sky. The city lights of Tokyo are visible in the background, creating a dense pattern of small lights. The tower's lattice structure is clearly visible, and its spire reaches towards the top of the frame.

ETF taxation report for Japan investors 2018

Commissioned by:

HKEX

香港交易所

The EY logo, consisting of the letters 'EY' in a bold, white, sans-serif font. A yellow triangle is positioned above the 'Y', pointing downwards towards the letters.

EY

Building a better
working world

Introduction

Exchange Traded Funds (ETFs) continue to gain popularity by investors as an efficient mechanism to gain a broad array of desired market exposure. Whilst return on investment (ROI) is a key priority, costs play an important role in maximizing ROI. One significant yet lesser understood cost with investing in ETFs is taxation. This is especially true for any cross-border investments which are normally subject to multiple instances of taxation.

In this report we will examine the impact of different types of ETFs on Japan based investor returns across key markets, ETF types and domiciles.

Multiple instances of taxation on ETFs

An investor's ETF returns can generally be subject to tax at three levels:

- ▶ **Investment level** – Withholding tax (WHT) on interest, dividends and capital gains in the source country of investment
- ▶ **Fund level** – Taxes applied at the fund level including direct taxes, net asset taxes and stamp duty/transaction taxes
- ▶ **Investor level** – WHT on ETF distributions to the investor and tax on exit

The extent of tax cost impacting an investor's returns will vary widely depending on the domicile and type of ETF, domicile of the investor and jurisdiction of the underlying securities within the ETF.

Of these factors, the domicile and type of ETF will be especially important because this will dictate:

- ▶ The rate of WHT applied at both the investment and investor levels
- ▶ The taxes applied at the fund level (if any)
- ▶ The requirements that must be satisfied for treaty access where available

Key ETF markets

Japan investors have typically demanded exposure to the following markets: Hong Kong, India, Mainland China, Singapore, South Korea, Taiwan, Thailand, Germany, the United Kingdom and the United States.

Investors may seek out both single jurisdiction ETFs as well as broader regional or global ETFs to meet their exposure needs.

Types of ETFs compared

Common forms of ETFs include the following:

- ▶ Hong Kong domiciled funds, listed on the HKEX
- ▶ Irish Collective Asset-management Vehicle (ICAV) authorized as an Undertaking for Collective Investment in Transferable Securities (UCITs)

- ▶ Luxembourg Société d'Investissement à Capital Variable (SICAV)/Société d'Investissement à Capital Fixe (SICFs)
- ▶ US Regulated Investment Companies (RICs)
- ▶ Securities Investment Trusts in Japan (Japan Fund)

In order to demonstrate the potential differences in after tax returns on interest and dividends for Japan residents investing through these types of ETFs, we have prepared the following analysis. Please note, this analysis is general in nature.

The following analysis considers only the impact of tax on dividend and interest income. It will also be important to consider the impact of tax on disposals of shares giving rise to capital gains.

Assumptions

The requirements to obtain treaty benefits are complex and varied and may include the ability of the fund to obtain a certificate of residency or demonstrate to the local tax authority that it, or persons who could claim similar benefits, are the beneficial owners of such income. These requirements may be more difficult to satisfy in particular jurisdictions.

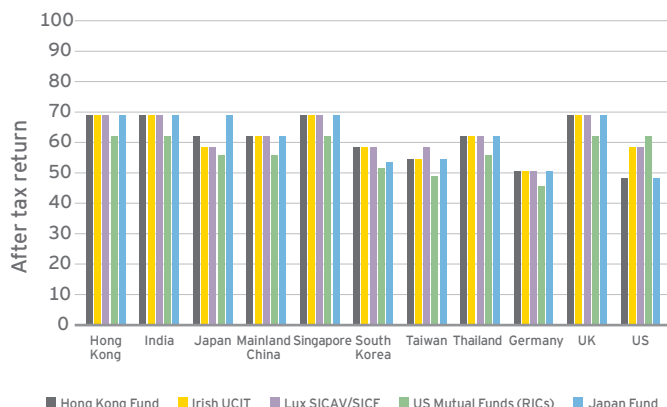
In preparing our analysis, we have made the following specific assumptions:

1. The US ETF will qualify as a RIC for the relevant year and satisfy the relevant annual distribution requirements such that it should not be subject to US federal income tax on its investment company taxable income distributed to stockholders
2. The Irish UCIT's principal class of shares is substantially and regularly traded on a recognized stock exchange
3. All investors are institutional corporate investors and tax residents in Japan
4. In making the comparison, it has been assumed that Japan Fund will not be able to obtain a certificate of residency for the purpose of enjoying tax treaty benefits

Ultimately, the ability to claim treaty benefits by the ETF or Japan investor will depend on their individual facts and circumstances. These requirements should be assessed in detail before making any investment decision.

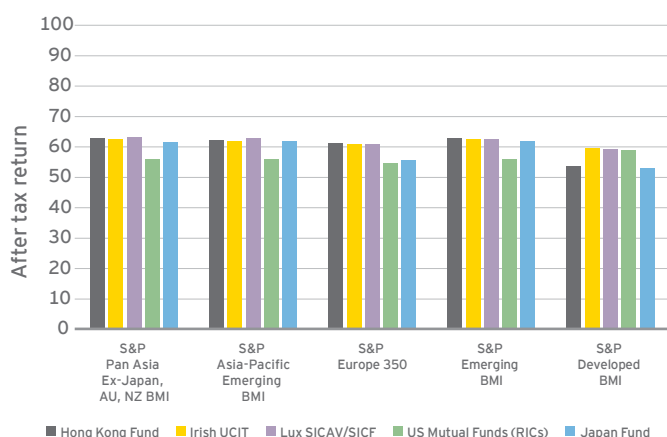
Japan investor after tax returns compared

Figure 1. Japan investor after tax return for dividends



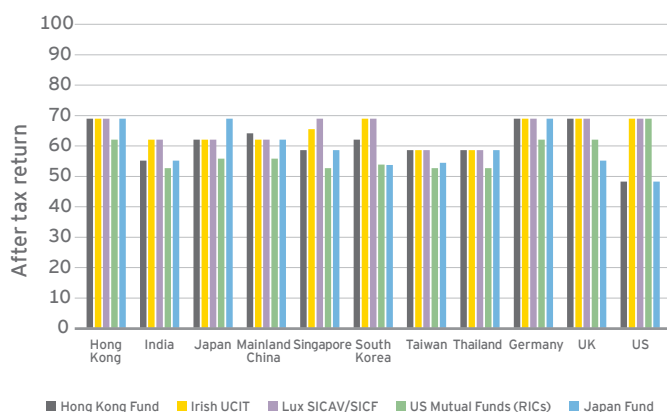
The German dividend withholding tax rate reflected above is the statutory withholding tax rate at source, i.e., 26.4%. A better outcome may be achieved where tax treaty relief can be availed.

Figure 2. Japan investor after tax return for dividends from indices



Based on index constituents' jurisdiction domicile as of 31 December 2017

Figure 3. Japan investor after tax return for interest from corporate bonds



Key findings

Our analysis demonstrates that Hong Kong domiciled funds are tax efficient for Japan investors compared to other popular vehicles with two key exceptions:

- ▶ Irish UCITs, Luxembourg SICAV/SICFs and US RICs potentially offer lower rates of withholding taxes when investing into US equities; and
- ▶ Japan Funds offer the lowest instances of taxation when investing into Japanese equities and bonds.

With regards to popular indices, Hong Kong domiciled funds remain competitive compared to other popular vehicles, except S&P Developed BMI of which more than half of the underlying investments are domiciled in the US*. This reflects the fact that Hong Kong does not have a tax treaty with the US. Other than the above, Hong Kong domiciled funds are preferable to US RICs for Japan investors from a tax efficiency perspective.

Similarly, from a corporate bond perspective, Hong Kong Funds remain competitive, especially in respect of Mainland China.

However, the following funds offer key advantages when investing into certain markets:

- ▶ Irish UCITs and Luxembourg SICAV/SICFs when investing into India, Singapore and South Korean Bonds
- ▶ Irish UCITs, Luxembourg SICAV/SICFs and US RICs when investing into US bonds

*Based on index constituents' jurisdiction domicile as of 31 December 2017.

Conclusion

Hong Kong domiciled ETFs have traditionally been recognized for their unique access to the domestic market of Mainland China. However, with the HKEX now carrying over 130 ETFs representing a wide range of global markets, investors now have an enhanced ability to use Hong Kong ETFs to achieve their desired market exposures.

Furthermore, Hong Kong's expanding treaty network and domestic tax rules offer benefits for Japan based investors seeking to invest via Hong Kong ETFs to gain exposure to other Asian and global markets, especially compared to investing via certain US domiciled ETFs.

Japan investors should however be aware of the potential costs of investing into certain markets through a Hong Kong domiciled fund, such as the US.

Contact EY



Elliott Shadforth

Wealth and Asset
Management Leader
Ernst & Young, Hong Kong
+852 2846 9083
elliott.shadforth@hk.ey.com



Jacqueline Bennett

Wealth and Asset
Management Tax Leader
Ernst & Young Tax Services Limited
+852 2849 9288
jacqueline.bennett@hk.ey.com



Ichiro Suto

Partner, Financial Services Tax
Ernst & Young Tax Co.
+81 3 3506 2637
ichiro.suto@jp.ey.com



Rohit Narula

Partner, Financial Services Tax
Ernst & Young Tax Services Limited
+852 2629 3549
rohit.narula@hk.ey.com

Contact HKEX



Brian Roberts

Senior Vice President
Head of Exchange Traded Products,
Hong Kong Exchanges and
Clearing Limited
+852 2840 3396
brianroberts@hkex.com.hk

HKEX Disclaimer

The information contained in this document is for general informational purposes only and does not constitute an offer, solicitation or recommendation to buy or sell any securities or other products or to provide any investment advice or service of any kind. This document is solely intended for distribution to and use by professional investors. This document is not directed at, and is not intended for distribution to or use by, any person or entity in any jurisdiction or country where such distribution or use would be contrary to law or regulation or which would subject Hong Kong Exchanges and Clearing Limited ("HKEX"), The Stock Exchange of Hong Kong Limited ("SEHK") (together, the "Entities", each an "Entity"), or any of their affiliates, or any of the companies that they operate, to any registration requirement within such jurisdiction or country.

No section or clause in this document may be regarded as creating any obligation on the part of any of the Entities. Rights and obligations with regard to the trading, clearing and settlement of any securities effected on SEHK shall depend solely on the applicable rules of SEHK and the relevant clearing house, as well as the applicable laws, rules and regulations of Hong Kong.

The information contained in this document is wholly produced by EY and neither of the Entities is responsible for the content or guarantees the accuracy, validity, timeliness or completeness of the information or data, and the Entities and the companies that they operate shall not accept any responsibility for, or be liable for, errors, omissions or other inaccuracies in the information or for the consequences thereof. The information set out in this document is provided on an "as is" and "as available" basis and may be amended or changed. It is not a substitute for professional advice which takes account of your specific circumstances and nothing in this document constitutes legal advice. Neither of the Entities shall be responsible or liable for any loss or damage, directly or indirectly, arising from the use of or reliance upon any information provided in this document.

EY | Assurance | Tax | Transactions | Advisory

About EY

EY is a global leader in assurance, tax, transaction and advisory services. The insights and quality services we deliver help build trust and confidence in the capital markets and in economies the world over. We develop outstanding leaders who team to deliver on our promises to all of our stakeholders. In so doing, we play a critical role in building a better working world for our people, for our clients and for our communities.

EY refers to the global organization, and may refer to one or more, of the member firms of Ernst & Young Global Limited, each of which is a separate legal entity. Ernst & Young Global Limited, a UK company limited by guarantee, does not provide services to clients. For more information about our organization, please visit ey.com.

© 2018 EYGM Limited.
All Rights Reserved.

APAC no. 03006418

BMC Agency
GA 1007399

ED None

ey.com

About HKEX

HKEX is one of the largest financial market operators in the world. From its home in the financial hub of Hong Kong and an additional base in London, HKEX provides world-class facilities for trading and clearing securities and derivatives in Equities, Commodities, Fixed Income and Currency.

HKEX launched the ground-breaking Shanghai-Hong Kong Stock Connect programme in 2014, allowing international investors to connect easily with Mainland China's stock market for the first time. The scheme was expanded with the launch of Shenzhen Connect in 2016 and extended to another asset class with the launch of Bond Connect in 2017.

There are over 130 ETFs and Leveraged & Inverse Products in Hong Kong providing access to a world of asset classes, markets and strategies. Quickly becoming Asia's ETF marketplace, HKEX has a diverse, liquid and tax efficient product offerings during Asian trading hours.

www.hkex.com.hk/ETF

EY Disclaimer

This material has been prepared for general information purpose only and is not intended to be relied upon as accounting, tax or other professional advice. Please refer to your advisors for specific advice.

No duty of care is owed by EY to any recipient of this material in respect of any use that such recipient may make of this material. No claim or demand or any actions or proceedings may be brought against EY arising from or connected with the contents of this material or the provisions of this material to any recipient. No reliance may be placed upon this material or any of its contents by any recipient of this material for any purpose. A recipient must make and rely on their own enquiries in relation to the issues to which this material relates, the contents of this material and all matters arising from or relating to or in any way connected with this material or its contents.

EY has not been engaged to act, and has not acted, as advisor to any recipient of this material. Accordingly, EY makes no representations as to the appropriateness, accuracy or completeness of this material for any recipient's purposes.